Launch Presentation

TASSOMAI
The Learning Program

Welcome to Tassomai!

Let’s get you started...

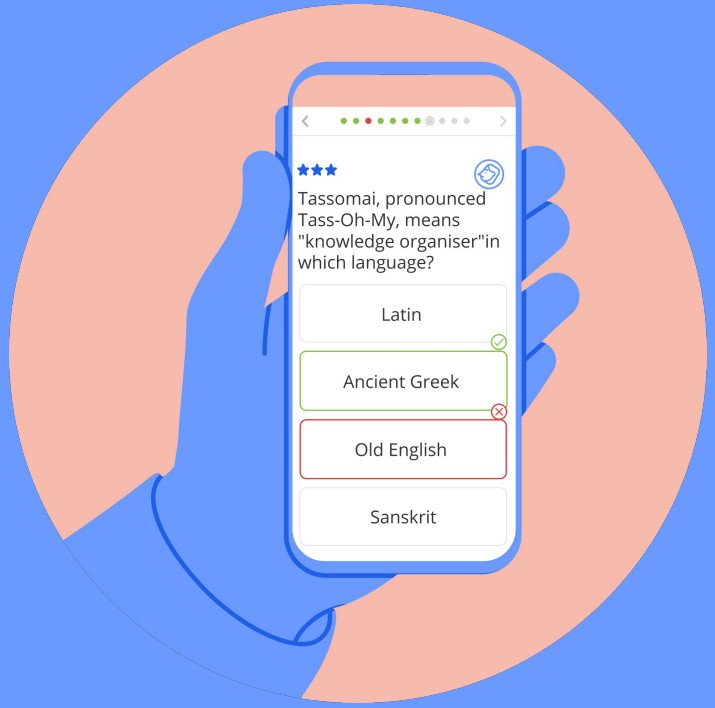

TASSOMAI

The Learning Program

What is Tassomai?

Tassomai is an online **multiple-choice quizzing tool** that helps you learn and revise. Content is personalised to you by an **“algorithm”** that also…

- Selects the **right content at the right time** for you;
- Unlocks more challenging topics when you’re **doing well**;
- Gives more **support** to weaker areas;
- Provides other **helpful tools** to help you learn!

Watch this short video to see how Tassomai works in more detail.

TASSOMAI
The Learning Program

How does Tassomai work?

Each day, Tassomai gives you a set amount of work to complete. This is known as your **Daily Goal** (DG), and you will have a DG for every subject.

Every correct answer in a quiz earns you **3 points** towards your DG. If you hit the target score of a quiz, you receive **4 bonus points**!

There are other ways to earn points...but you can lose points with incorrect answers, so **answer carefully**!

Quizzes do not have a time limit, so you can (and should) **take as long as you need** to complete each one.

When you get enough points, you will **complete** your DG.

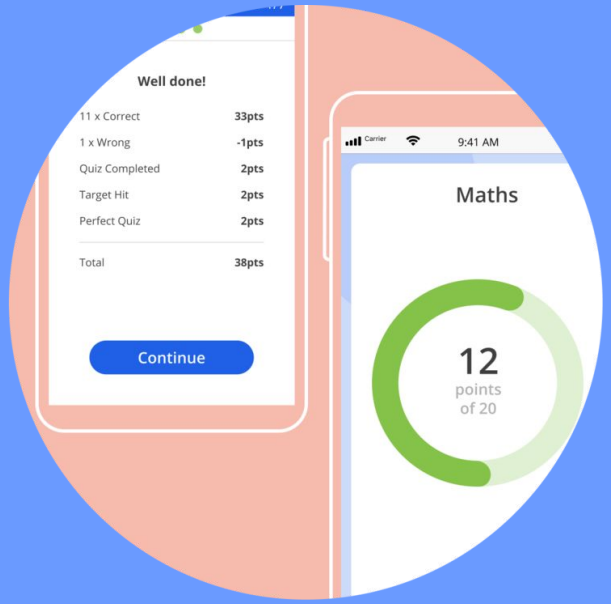

TASSOMAI
The Learning Program

Why does Tassomai work?

Research into revision and learning techniques has found that the best way to study, and get knowledge to stick in your memory is to:

- **Work for short, concentrated periods of time;**
- **Frequently switch between topics;**
- **Regularly test yourself.**

Tassomai is designed to help you do **all** of these things!

TASSOMAI

The Learning Program

What’s the best way to work through Tassomai?

Each school will use Tassomai differently, but we recommend students **complete their DGs at least 4 times per week**.

To help, we’ve got a **Weekly Goals** feature too - this is set to roughly the same amount of 4 DGs worth of work, but you have **more flexibility** as to when you complete this.

You could complete enough work to hit your WG by doing lots of quizzes on one day...but we advise **spreading your work over time**, as this will help with knowledge retrieval much more!

TASSOMAI

The Learning Program

When & where can I work on Tassomai?

You can log in to your account on a computer or laptop, or you can download our **free mobile app** and use that instead!

You will need to be **connected to the internet** in order to take quizzes and access your data.

If you are halfway through a quiz and the internet drops out, don't worry - Tassomai will **store your completed answers** until you're reconnected.

Your DGs can be completed throughout the day, so you don't need to do all your work in one go. However, they will **reset at midnight***, so be aware of that.

You don't need to worry about your mobile data - Tassomai is designed to use very little! **See this blog post** for more information.

** 12am U.K time.*

GET IT ON Google Play

Download on the App Store

TASSOMAI

The Learning Program

What else does Tassomai offer?

There’s loads more on Tassomai to help you master your learning and confidence!

Let’s explore some of these **other tools...**



TASSOMAI

The Learning Program

The Tassomai Tree

You will have a tree for each subject you're studying, and it will **grow in size and colour** as you work through the quizzes in that subject.

Branches on a tree are topics within that subject, and the leaves on branches are questions within that topic.

You can **click on a leaf** to read that question and see your data relating to it.





TASSOMAI
The Learning Program

Your Data

Tapping on **Usage** will show you lots of information about your recent Tassomai use.

You can view different types of data and change the time frame.

If you're using Tassomai for more than one subject, you can separate your data between those subjects, or view them altogether.

Your **Review** tab will show you your ten most recently taken quizzes, and you can **reflect on any mistakes** you may have made.

TASSOMAI
The Learning Program

Resources

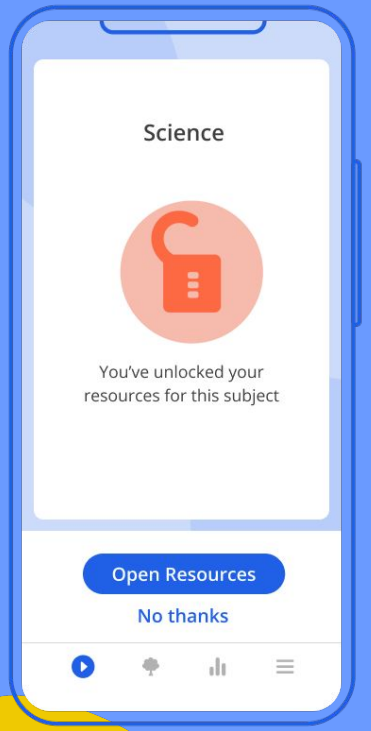

Once you've completed a Daily Goal in a subject, you can select Resources and get **3 supportive materials** on areas you've struggled with.

You'll either get an **online article, or a video** to watch.

Speaking of videos... sometimes you'll be offered **a short video to watch before you take a quiz**. Watching these videos in full has a **useful bonus**...but you'll need to discover this for yourself!

If you like our videos, you can find ALL of them on our **YouTube channel "TassomaiTV".**

YouTube

TASSOMAI
The Learning Program

Introducing Mai!

Tassomai has an **AI-powered tutor** named **Mai**, to support you with your quizzing.

Before you choose an answer to a question, click the **Mai Help icon** in the top right corner and a dialogue box will appear - start typing to have a conversation with Mai!

If you choose a wrong answer on a quiz, the Mai Help icon becomes **Mai Explain**. Click the icon and Mai will explain why the answer you selected is wrong, which answer is correct and why.

You can use Mai Help and Mai Explain **a few times each week**, so choose wisely! Every Monday, your interactions with Mai will refresh.

Learn more and see examples at tassomai.com/mai

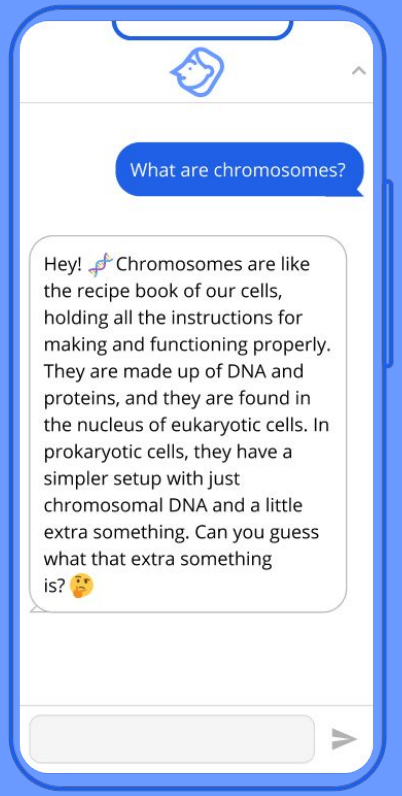

TASSOMAI
The Learning Program

I’m new - how do I get started?

Good news - your account is ready to go!

You can log in to your account (either from the **mobile app** or at: **www.tassomai.com** using your school email address.

Your teacher will provide you with your school’s default password.

The first thing you will be asked to do is change that password to something more personal.

Next, you will be given a list of classes, separated by year group and subject. Select all of the classes you belong to (have your timetable handy in case you’re not sure!) and then press Submit.

You’ll then be able to take **your first quiz**!

Want to learn more? Visit **www.tassomai.com/students** for tips and support.

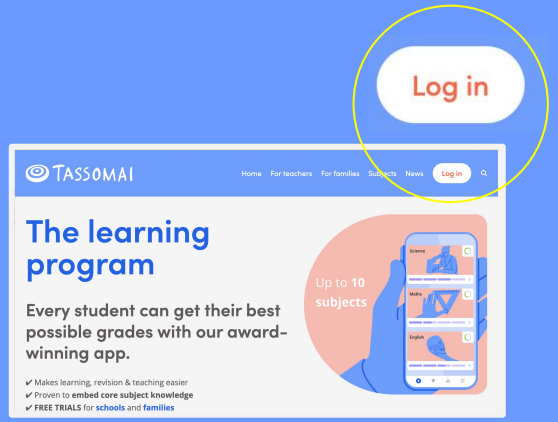

Download on the App Store

GET IT ON Google Play

TASSOMAI
The Learning Program

I’m returning to Tassomai - what do I do?

Your password to your account will not have changed, so simply **use the email address and password from last year**. You will then be asked to select your new class(es) from the drop down menu that will appear. Have your new timetable with you in case you’re not sure of your new classes yet!

If used in your school, you can also use Google, Microsoft or Wonde MyLogin SSO! If you’re not sure, ask your teacher.

If you cannot remember your email or password, ask one of your teachers to help - they can reset your password, and remind you of your email, using their teacher account. You can also request a reset using the button on the login screen.

TASSOMAI

The Learning Program

How do I log into my staff account?

Staff accounts are created via the information added on your setup form. We send all staff a **welcome email**, which will contain your password as well as some useful information on how to get started with Tassomai!

If your login details are not working, please contact us via admin@tassomai.com so we can troubleshoot for you.



TASSOMAI
The Learning Program

What’s the best way to implement Tassomai with my students?

Tassomai advocates that students complete **at least 4 DGs per week (per subject)** in order to make optimal progress through their courses, and reap the benefits of the adaptive algorithm.

However, we also have a Weekly Goal system that allows students more flexibility as to when they get their work done - the WG is equivalent to 4 days of work, or 4 DGs.

Ultimately, we believe that the little & often approach is the best way to implement Tassomai, as this keeps students consistently engaging with the platform. But if you have a more bespoke implementation idea in mind, get in touch with us via **success@tassomai.com** and we can provide suggestions and tips for you!

TASSOMAI
The Learning Program

How do I assign students to their classes?

When students log into their account for the first time, they will be instructed to change the default password we provided to you, and then they will see a list of classes, organised by year group and subject.

This is a multi-select dropdown, so encourage students to have their school timetable handy to make sure they select their correct classes. Don't worry, mistakes can be corrected via your own dashboard later.

Alternatively, contact **admin@tassomai.com** with an export of your class lists (ensuring this contains students' names and email addresses) and our team can assign all students to their classes in one go!

TASSOMAI
The Learning Program

How do I monitor my classes' work and progress?

Once logged into your account, you can monitor your classes via several options:

- **Weekly Overview** allows you to track students' daily and weekly goal progression;
- **Usage** provides a wide range of downloadable data metrics;
- **Understanding** shows a highly visual and comprehensive breakdown of student progress across your subject(s). Click on topic headings to break the content down into more detail!

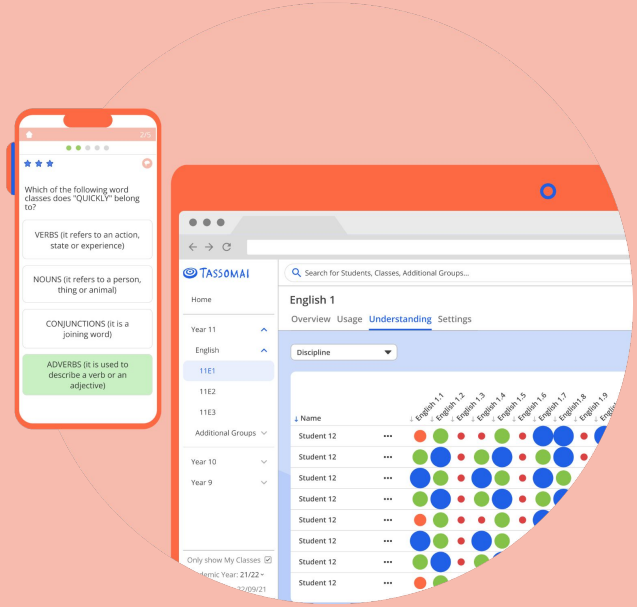

TASSOMAI
The Learning Program

What are Printable Reports?

At the end of every month, Tassomai will generate a summative report of your class' progress.

You can input a custom date range, so long as it is at least 2 weeks in length.

The PDF will produce a page of stats for every student in your class, including their strongest areas.

It will also produce 3 QR codes for your students to scan, providing them with supportive resources based on their weaker areas.

Use Printable Reports to help with your marking cycles by having students scan their QR codes as part of their student response!

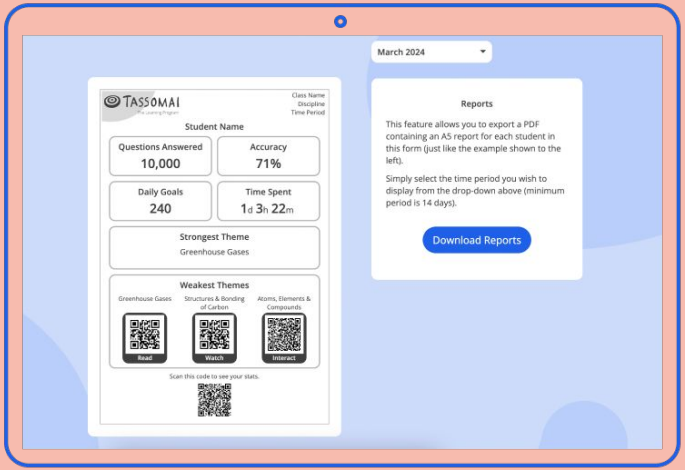

TASSOMAI
The Learning Program

What are Class Tasks?

You can use this feature to **set a very specific topic for your students**, which may useful for assessing their understanding after a specific lesson, or before an upcoming test.

You first set the deadline for the Class Task, then choose the focus. You also attach a supportive resource that students will either read or watch before they begin the task.

Class Tasks are slightly different to regular Tassomai quizzes:

- They will always be 12 questions long;
- Students will not be able to receive help from Mai;
- Students receive a number of retries for questions they've answered incorrectly.

Visit the Teacher Hub for more information on Class Tasks!

TASSOMAI
The Learning Program

Can I control my classes' content?

Yes! Once you have selected a specific class, visit the **Settings** tab and you will see the full list of topics available.

Turn off entire topics using the button to the right of the topic name, or modify at a **subtopic level** by clicking on the arrow to the left of the topic name.

Be aware, Tassomai will not adjust major changes to the content on your behalf - any and all changes **must be done yourself**!



TASSOMAI
The Learning Program

Where can I learn more?

Our dedicated **Teacher Hub** provides a ton of useful information for teachers - make sure you have it bookmarked! This contains our new **How-to...videos**, which are great for new and returning teachers alike. **You will see a link to the hub on your dashboard homepage!**

Tassomai offers **bespoke training** for individuals or whole departments as part of your subscription.

Our Customer Success team can provide Zoom-based training, offer check-ins over the phone, or record videos to meet a specific need.

Get in touch with us via **success@tassomai.com** and we'll be happy to help!



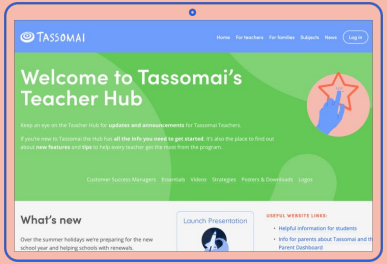

TASSOMAI
The Learning Program

Tassomai for parents - how can we help?

Once your students are up and running, Tassomai sends a **weekly progress report** to all parents for each child using the platform, sent via email on Mondays.

We also create a **free login** for parents, allowing them to log in via our web & mobile apps, and access their own **personal Parent Dashboard** to monitor their child's progress.

TASSOMAI

The Learning Program

What does the parent dashboard offer?

Parents can monitor their children's **Daily Goal completion** across the week (and go back by up to 3 weeks' worth of activity). They can also control their account settings, and opt into our **Parent Club** giving them a range of benefits!

It will also highlight the **weakest areas** for their child across their subjects, and **provide resources** to help support learning which they can review together.

TASSOMAI
The Learning Program

Tassomai's Parent Club

Parents who opt in via their dashboards to receive offers and updates from Tassomai become members of our Parent Club.

All Parent Club members can access free webinars, downloadable PDF guides and recordings of Live Lessons.

They also have the option of paying a small monthly fee to:

- Add **Extra Subjects** (not covered by the school's subscription)
- Add weekly **Leapfrog Sessions**
- Add **unlimited access to Mai**, our AI tutor

Learn more on our website at: tassomai.com/school-parents

TASSOMAI

The Learning Program